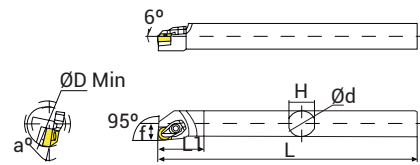
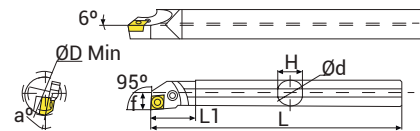


**DCLNR/L**



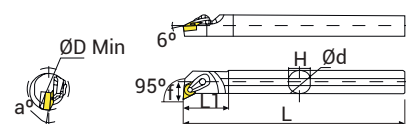
Ref.	Plaquita Inserts	Medidas Dimensions (mm)						
		D	d	L	L1	H	f	α
<b>S20R-DCLNR/L12</b>	CN..1204	25	20	200	32	16	13	15
<b>S25S-DCLNR/L12</b>	CN..1204	32	25	250	40	20	17	12
<b>S32T-DCLNR/L12</b>	CN..1204	40	32	300	50	32	22	17
<b>S40U-DCLNR/L12</b>	CN..1204	50	40	350	55	40	27	15

**PCLNR/L**



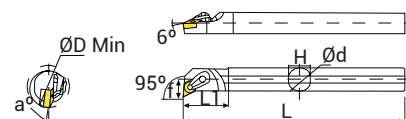
Ref.	Plaquita Inserts	Medidas Dimensions (mm)						
		D	d	L	L1	H	f	α
<b>S25S-PCLNR/L12</b>	CN..1204	32	25	250	40	20	17	12
<b>S32T-PCLNR/L12</b>	CN..1204	40	32	300	50	32	22	17
<b>S40U-PCLNR/L12</b>	CN..1204	50	40	350	55	40	27	15

**DDUNR/L**



Ref.	Plaquita Inserts	Medidas Dimensions (mm)						
		D	d	L	L1	H	f	α
<b>S25S-DDUNR/L1504</b>	DN..1504	32	25	250	40	23	17	12
<b>S32T-DDUNR/L1504</b>	DN..1504	40	32	300	50	29	22,5	17
<b>S40U-DDUNR/L1504</b>	DN..1504	50	40	350	55	37	26	15
<b>S32T-DDUNR/L1506</b>	DN..1506	42	32	300	50	29	22,5	17
<b>S40U-DDUNR/L1506</b>	DN..1506	50	40	350	55	37	26	15

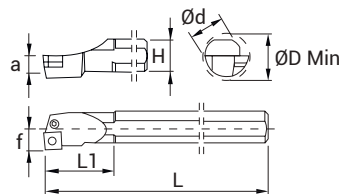
**PDUNR/L**



Ref.	Plaquita Inserts	Medidas Dimensions (mm)						
		D	d	L	L1	H	f	α
<b>S25S-PDUNR/L1506</b>	DN..1506	32	25	250	35	23	17	12
<b>S32T-PDUNR/L1506</b>	DN..1506	40	32	300	40	30	22	17
<b>S40U-PDUNR/L1506</b>	DN..1506	50	40	350	50	37	27	15

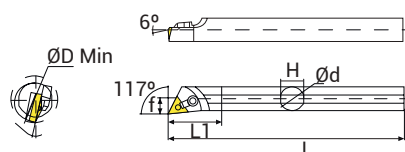
Interior  
Internal turning

PSKNR/L



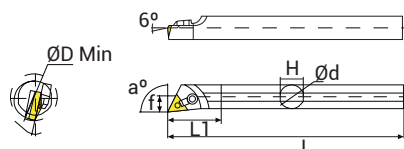
Ref.	Plaquita Inserts	Medidas Dimensions (mm)						
		D	d	L	L1	H	f	$\alpha$
A25R-PSKNR/L11	DN..1104	31	25	200	40	23	17	11,5
A32S-PSKNR/L15	DN..1506	39	32	250	50	30	22	15,0
A40T-PSKNR/L15	DN..1506	48	40	300	60	37	27	18,5

MTJNR/L



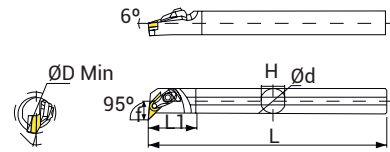
Ref.	Plaquita Inserts	Medidas Dimensions (mm)						
		D	d	L	L1	H	f	$\alpha$
S20Q-MTJNR/L16	TN..1604	25	20	180	40	18	13	15
S20R-MTJNR/L16	TN..1604	25	20	200	40	18	13	15
S25R-MTJNR/L16	TN..1604	32	25	200	45	23	16,5	12
S25S-MTJNR/L16	TN..1604	32	25	250	45	23	16,5	12
S32S-MTJNR/L16	TN..1604	41	32	250	54	29	22,5	17
S32T-MTJNR/L16	TN..1604	41	32	300	54	29	22,5	17

MTFNR/L



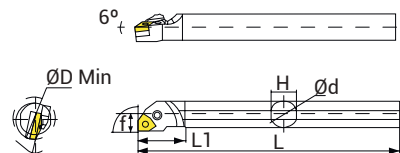
Ref.	Plaquita Inserts	Medidas Dimensions (mm)						
		D	d	L	L1	H	f	$\alpha$
S16Q-MTFNR/L16	TN..1604	20	16	180	38	15	11	15
S20Q-MTFNR/L16	TN..1604	25	20	180	45	18	13	15
S20R-MTFNR/L16	TN..1604	25	20	200	45	18	13	15
S25R-MTFNR/L16	TN..1604	32	25	200	45	23	16,5	12
S25S-MTFNR/L16	TN..1604	32	25	250	45	23	16,5	12
S32S-MTFNR/L16	TN..1604	41	32	250	50	29	22,5	17
S32T-MTFNR/L16	TN..1604	41	32	300	50	29	22,5	17

**DVUNR/L**



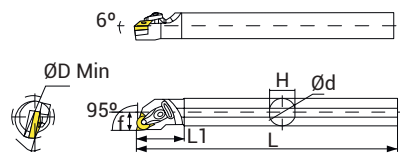
Ref.	Plaquita Inserts	Medidas Dimensions (mm)						
		D	d	L	L1	H	f	α
<b>S25S-DVUNR/L16</b>	VN..1604	32	25	250	45	23	17	12
<b>S32T-DVUNR/L16</b>	VN..1604	42	32	300	50	29	23	17
<b>S40U-DVUNR/L16</b>	VN..1604	50	40	350	55	37	27	15

**PWLNR/L**



Ref.	Plaquita Inserts	Medidas Dimensions (mm)						
		D	d	L	L1	H	f	α
<b>S20R-PWLNR/L06</b>	WN..0604	25	20	200	45	18	13	15
<b>S25S-PWLNR/L08</b>	WN..0804	32	25	250	45	23	16,5	12
<b>S32T-PWLNR/L08</b>	WN..0804	44	32	300	50	29	22,5	17
<b>S40T-PWLNR/L08</b>	WN..0804	54	40	300	55	37	26	15

**DWLNR/L**

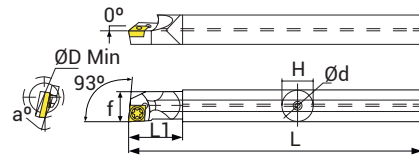


Ref.	Plaquita Inserts	Medidas Dimensions (mm)						
		D	d	L	L1	H	f	α
<b>S20R-DWLNR/L08</b>	WN..0804	25	20	200	45	18	13,0	15
<b>S25S-DWLNR/L08</b>	WN..0804	32	25	250	45	23	16,5	12
<b>S32T-DWLNR/L08</b>	WN..0804	42	32	300	50	29	22,5	17
<b>S40U-DWLNR/L08</b>	WN..0804	50	40	350	55	37	26,0	15

Interior  
Internal turning

SCLCR/L-A

Soporte de metal duro  
Carbide holder



Ref.	Plaquita Inserts	Medidas Dimensions (mm)							
		D	d	L	L1	H	f	α	
<b>C0604G-SCLCR/L03-A</b>	CCGT0301	5	4	2,5	3,8	90	15	15	
<b>C0605H-SCLCR/L03-A</b>	CCGT0301	6	5	3,0	4,4	100	15	13	
<b>C06H-SCLCR/L04-A</b>	CC..0401	7	6	3,5	5,4	100	15	13	
<b>C07K-SCLCR/L04-A</b>	CC..0401	8	7	4,0	6,4	125	20	15	
<b>C08K-SCLCR/L06-A</b>	CC..0602	10	8	5,0	7,0	125	20	13	
<b>C10K-SCLCR/L06-A</b>	CC..0602	13	10	6,5	9,0	125	22	12	
<b>C12M-SCLCR/L06-A</b>	CC..0602	16	12	8,0	11,0	150	25	10	
<b>C12Q-SCLCR/L06-A</b>	CC..0602	16	12	8,0	11,0	180	25	12	
<b>C16Q-SCLCR/L09-A</b>	CC..09T3	20	16	10,0	15,0	180	28	10	
<b>C20-SCLCR/L09-A</b>	CC..09T3	25	20	12,5	18,0	250	33	8	

SCLCR/L



Ref.	Plaquita Inserts	Medidas Dimensions (mm)							
		D	d	d1	L	L1	H	f	α
<b>S0612K-SCLCR/L04</b>	CC..0401	7	12	6	125	18	11	3,5	10
<b>S0812K-SCLCR/L06</b>	CC..0602	10	12	8	125	24	11	5,0	10
<b>S0616M-SCLCR/L04</b>	CC..0401	7	16	6	150	18	11	3,5	10
<b>S0816M-SCLCR/L06</b>	CC..0602	10	16	8	150	24	15	5,0	10
<b>S1016M-SCLCR/L06</b>	CC..0602	13	16	10	150	30	15	6,0	10
<b>S1216M-SCLCR/L06</b>	CC..0602	16	16	12	150	36	15	7,0	10
<b>S1020M-SCLCR/L06</b>	CC..0602	13	20	10	150	30	18	6,0	8
<b>S1220M-SCLCR/L06</b>	CC..0602	16	20	12	150	36	18	7,0	8
<b>S1220M-SCLCR/L09</b>	CC..09T3	16	20	12	150	36	18	7,5	8

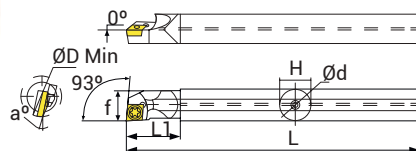
TORNEADO



Interior  
Internal turning

**SCLCR/L**

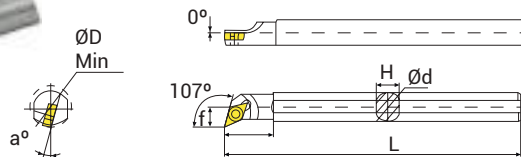
Soporte de acero rápido  
HSS holder



Ref.	Plaquita Inserts	Medidas Dimensions (mm)						
		D	d	L	L1	H	f	α
H04H-SCLCR/L03	CCGT0301	5	4	2,5	3,8	100	15	15
H05H-SCLCR/L03	CCGT0301	6	5	3,0	4,4	100	15	13
H1004H-SCLCR/L03	CCGT0301	5	10	2,5	3,8	100	15	15
H1005H-SCLCR/L03	CCGT0301	6	10	3,0	4,4	100	15	13
H06H-SCLCR/L04	CCGT0401	7	6	3,5	5,4	100	15	13
H07K-SCLCR/L04	CCGT0401	8	7	4,0	6,4	125	20	15
H08K-SCLCR/L06	CC..0602	10	8	5,0	7,0	125	20	13
H10K-SCLCR/L06	CC..0602	13	10	6,5	9,0	125	22	12
H12K-SCLCR/L06	CC..0602	16	12	8,0	11,0	125	25	10

**SDQCR/L**

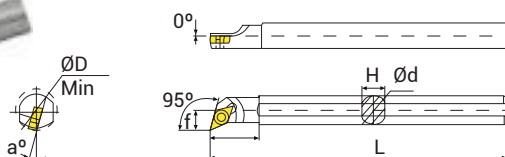
Soporte de metal duro  
Carbide holder



Ref.	Plaquita Inserts	Medidas Dimensions (mm)						
		D	d	L	L1	H	f	α
C08K-SDQCR/L07	DC..0702	13	8	6	7	125	20	12
C10K-SDQCR/L07	DC..0702	16	10	7	9	125	23	10
C12M-SDQCR/L07	DC..0702	20	12	9	11	150	30	8
C12Q-SDQCR/L07	DC..0702	20	12	9	11	150	30	8
C16Q-SDQCR/L07	DC..0702	25	16	10,5	15	180	30	6
C16Q-SDQCR/L11	DC..11T3	25	16	11	15	180	30	6
C16R-SDQCR/L11	DC..11T3	25	16	11	15	200	30	6
C20S-SDQCR/L11	DC..11T3	28	20	12,5	18	250	39	6

**SDUCR/L**

Soporte de metal duro  
Carbide holder



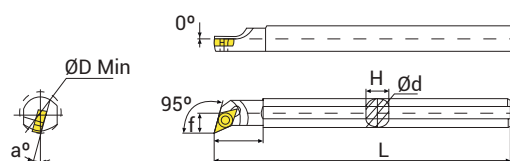
Ref.	Plaquita Inserts	Medidas Dimensions (mm)						
		D	d	L	L1	H	f	α
C08K-SDUCR/L07	DC..0702	10	8	7,0	13	125	25	12
C10K-SDUCR/L07	DC..0702	13	10	8,0	12	125	25	10
C12M-SDUCR/L07	DC..0702	16	12	9,0	10	150	28	8
C12Q-SDUCR/L07	DC..0702	16	12	9,0	12	150	28	8
C16Q-SDUCR/L07	DC..0702	20	16	11,0	10	180	30	6
C16Q-SDUCR/L11	DC..11T3	20	16	11,5	10	180	35	6
C16R-SDUCR/L11	DC..11T3	20	16	11,5	10	200	35	6
C20S-SDUCR/L11	DC..11T3	25	20	13,0	8	250	40	6

TORNEADO

Interior  
Internal turning

**SDUCR/L**

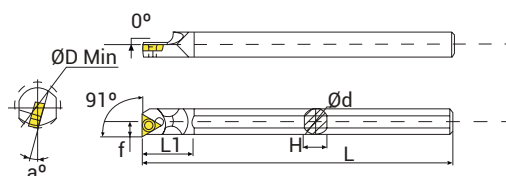
Soporte de acero rápido  
HSS holder



Ref.	Plaquita Inserts	Medidas Dimensions (mm)						
		D	d	L	L1	H	f	α
<b>H08K-SDUCR/L07</b>	DC..0702	10	8	7	13	125	25	12
<b>H10K-SDUCR/L07</b>	DC..0702	13	10	8	12	125	25	10
<b>H12M-SDUCR/L07</b>	DC..0702	16	12	9	10	150	28	8
<b>H16Q-SDUCR/L07</b>	DC..0702	20	16	11	10	180	30	6
<b>H16Q-SDUCR/L11</b>	DC..11T3	20	16	11,5	10	180	35	6
<b>H20R-SDUCR/L11</b>	DC..11T3	25	20	13	8	200	40	6

**STFB(C)R/L**

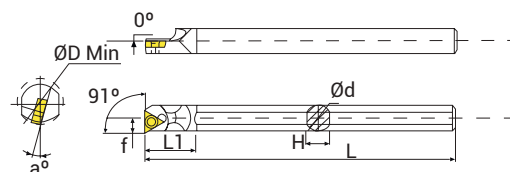
Soporte de metal duro  
Carbide holder



Ref.	Plaquita Inserts	Medidas Dimensions (mm)						
		D	d	L	L1	H	f	α
<b>C06J-STFBR/L06-A</b>	TB..0601	7	6	100	5,4	15	3,5	13
<b>C08K-STFCR/L09-A</b>	TC..0902	10	8	125	7,0	20	5,0	13
<b>C10K-STFCR/L09-A</b>	TC..0902	13	10	125	9,0	22	6,5	12
<b>C10K-STFCR/L11-A</b>	TC..1102	13	10	125	9,0	22	6,5	12
<b>C12M-STFCR/L11-A</b>	TC..1102	16	12	150	11,0	25	8,0	10
<b>C12Q-STFCR/L11-A</b>	TC..1102	16	12	180	11,0	25	8,0	12
<b>C16Q-STFCR/L11-A</b>	TC..1102	20	16	180	15,0	28	10,0	10
<b>C16R-STFCR/L11-A</b>	TC..1102	20	16	200	15,0	28	10,0	10
<b>C20S-STFCR/L16-A</b>	TC..16T3	25	20	250	18,0	33	12,5	8

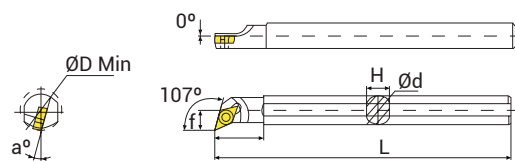
**STUPR/L-A**

Soporte de metal duro  
Refrigeración en el centro  
Carbide holder  
Coolant through center



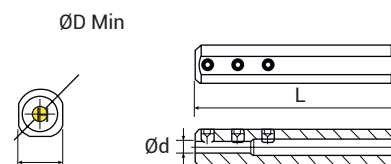
Ref.	Plaquita Inserts	Medidas Dimensions (mm)						
		D	d	L	L1	H	f	α
<b>C08K-STUPR/L09-A</b>	TP..0903	10	8	125	7	20	5,0	13
<b>C10K-STUPR/L09-A</b>	TP..0903	13	10	125	9	22	6,5	12
<b>C10K-STUPR/L11-A</b>	TP..1103	13	10	125	9	22	6,5	12
<b>C12M-STUPR/L11-A</b>	TP..1103	16	12	150	11	25	8,0	10
<b>C12Q-STUPR/L11-A</b>	TP..1103	16	12	180	11	25	8,0	12
<b>C16Q-STUPR/L11-A</b>	TP..1103	20	16	180	15	28	10,0	10
<b>C16R-STUPR/L11-A</b>	TP..1103	20	16	200	15	28	10,0	10
<b>C20R-STUPR/L16-A</b>	TP..1603	25	20	200	18	33	13,0	8
<b>C20S-STUPR/L16-A</b>	TP..1603	25	20	250	18	33	13,0	8

**SVUCR/L**



Ref.	Plaquita Inserts	Medidas Dimensions (mm)						
		D	d	L	L1	H	f	α
<b>S20R-SVUBR/L16</b>	VB..1604	27	20	200	50	18	14,0	12
<b>S25S-SVUBR/L16</b>	VB..1604	32	25	250	50	23	16,5	8
<b>S32T-SVUBR/L16</b>	VB..1604	41	32	300	55	29	22,5	8
<b>S20R-SVUCR/L16</b>	VC..1604	27	20	200	50	18	14,0	8
<b>S25S-SVUCR/L16</b>	VC..1604	32	25	250	50	23	16,5	6
<b>S32T-SVUCR/L16</b>	VC..1604	41	32	300	55	29	22,5	8

**SHB**  
Cutter



Ref.	Medidas Dimensions (mm)			
	D	d	L	H
<b>SHB 0416-100</b>	16	4	100	15
<b>SHB 0516-100</b>	16	5	100	15
<b>SHB 0616-100</b>	16	6	100	15
<b>SHB 0716-100</b>	16	7	100	15
<b>SHB 0816-100</b>	16	8	100	15
<b>SHB 0420-100</b>	20	4	100	15
<b>SHB 0520-100</b>	20	5	100	15
<b>SHB 0620-100</b>	20	6	100	15
<b>SHB 0820-100</b>	20	8	100	15
<b>SHB 1020-100</b>	20	10	100	15